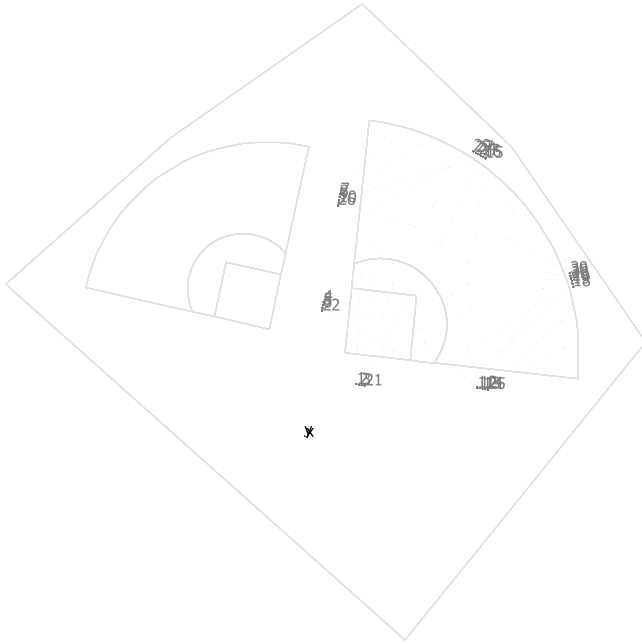


Site 1




Krut LED LLC KLX-SLA 500W 15D

| No. | X [ft] | Y [ft] | Mounting height [ft] | Housing rotation [°] | Light loss factor |
|-----|---------|---------|----------------------|----------------------|-------------------|
| 1 | 55.702 | 56.418 | 60.000 | 87.8 | 0.95 |
| 2 | 58.656 | 55.897 | 60.000 | 82.7 | 0.95 |
| 3 | 61.610 | 55.376 | 60.000 | 73.0 | 0.95 |
| 4 | 20.414 | 144.705 | 60.000 | -0.9 | 0.95 |
| 5 | 19.893 | 141.751 | 60.000 | -13.4 | 0.95 |
| 6 | 19.372 | 138.796 | 60.000 | -31.4 | 0.95 |
| 7 | 38.302 | 260.786 | 60.000 | 52.0 | 0.95 |
| 8 | 37.782 | 257.832 | 60.000 | 32.3 | 0.95 |
| 9 | 37.261 | 254.878 | 60.000 | 16.6 | 0.95 |
| 10 | 36.740 | 251.923 | 60.000 | -17.5 | 0.95 |
| 11 | 185.718 | 52.733 | 60.000 | 139.4 | 0.95 |
| 12 | 188.672 | 52.212 | 60.000 | 106.7 | 0.95 |
| 13 | 191.627 | 51.691 | 60.000 | 58.7 | 0.95 |
| 14 | 194.581 | 51.170 | 60.000 | 41.8 | 0.95 |
| 15 | 195.051 | 299.659 | 60.000 | -62.7 | 0.95 |
| 16 | 192.453 | 301.159 | 60.000 | -94.5 | 0.95 |
| 17 | 189.855 | 302.659 | 60.000 | -114.1 | 0.95 |
| 18 | 289.543 | 161.435 | 60.000 | -138.9 | 0.95 |
| 19 | 288.766 | 164.333 | 60.000 | -147.8 | 0.95 |

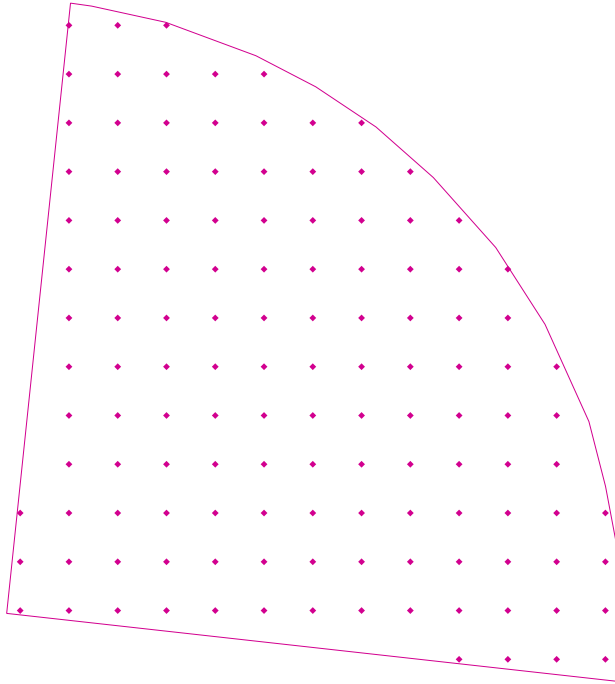
| No. | X [ft] | Y [ft] | Mounting height [ft] | Housing rotation [°] | Light loss factor |
|-----|---------|---------|----------------------|----------------------|-------------------|
| 20 | 287.990 | 167.231 | 60.000 | -165.7 | 0.95 |
| 21 | 64.565 | 54.855 | 60.000 | 64.5 | 0.95 |
| 22 | 18.851 | 135.842 | 60.000 | -45.1 | 0.95 |
| 23 | 287.213 | 170.128 | 60.000 | -177.1 | 0.95 |
| 24 | 187.257 | 304.159 | 60.000 | -131.4 | 0.95 |
| 25 | 197.536 | 50.649 | 60.000 | 28.8 | 0.95 |
| 26 | 36.219 | 248.969 | 60.000 | -46.8 | 0.95 |
| 27 | 184.659 | 305.659 | 60.000 | -151.8 | 0.95 |
| 28 | 286.437 | 173.026 | 60.000 | 172.7 | 0.95 |
| 29 | 182.061 | 307.159 | 60.000 | -160.0 | 0.95 |
| 30 | 285.660 | 175.924 | 60.000 | 150.5 | 0.95 |

Site 1

Site 1 (18)

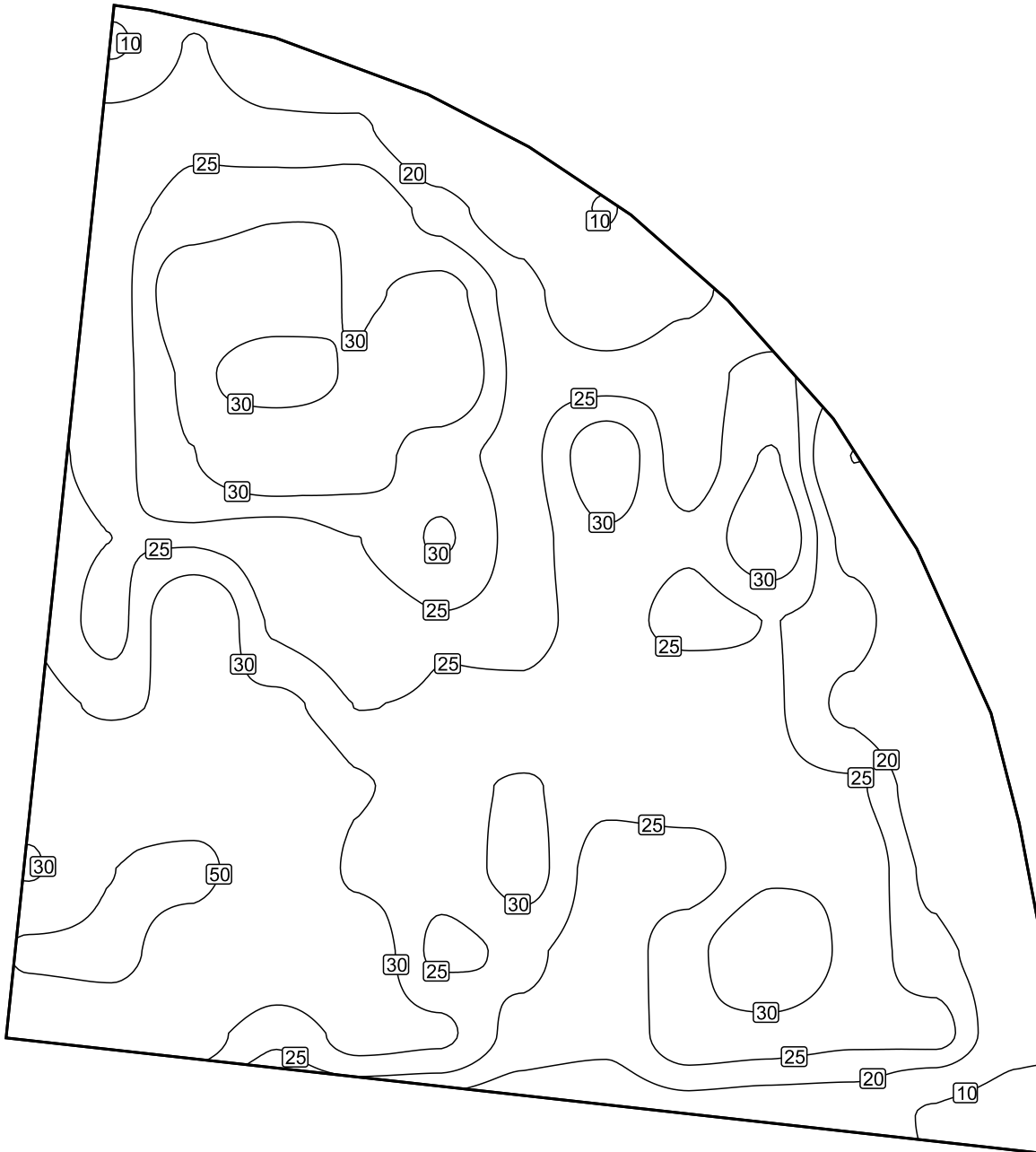


FIELD#3 / Perpendicular illuminance



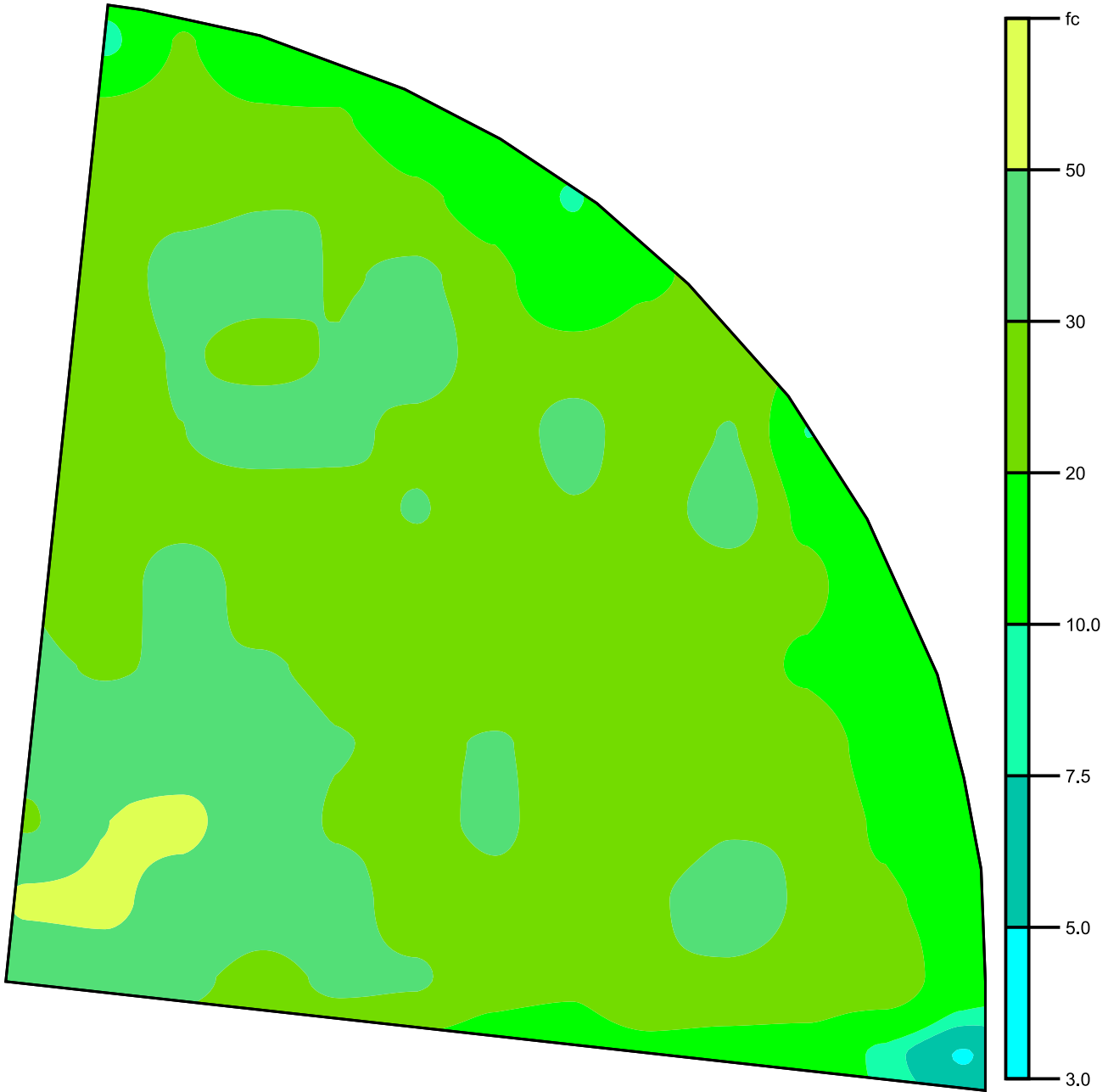
FIELD#3: Perpendicular illuminance (Grid)
Light scene: Light scene 1
Average: 26.6 fc, Min: 4.85 fc, Max: 52.6 fc, Mean/Min: 5.49, Max/Min: 10.9
Height: 0.000 ft

Isolines [fc]



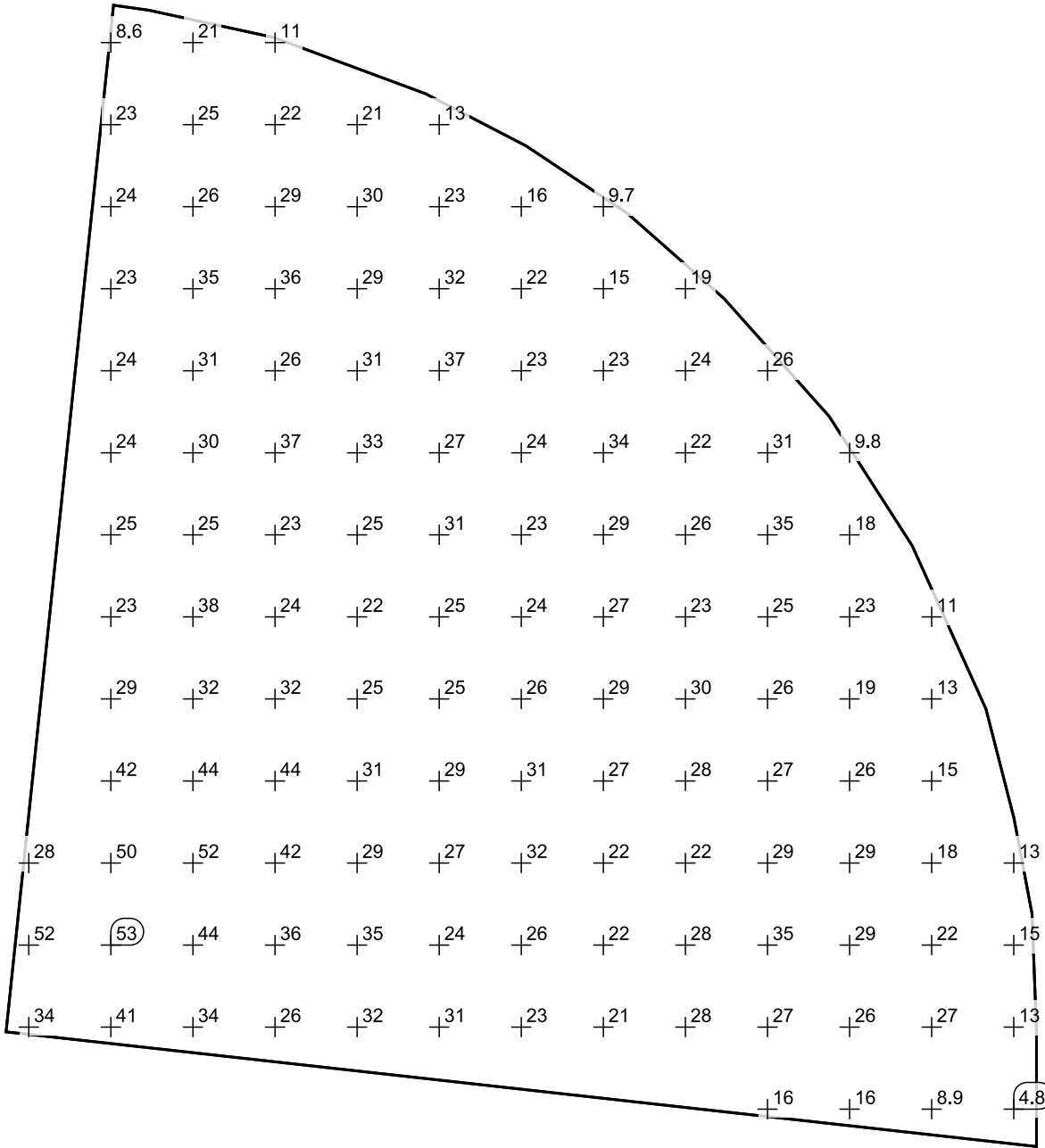
Scale: 1 : 500

False colors [fc]




Scale: 1 : 500

Value grid [fc]



Scale: 1 : 500

Infield - FIELD#3 / Perpendicular illuminance (adaptive)



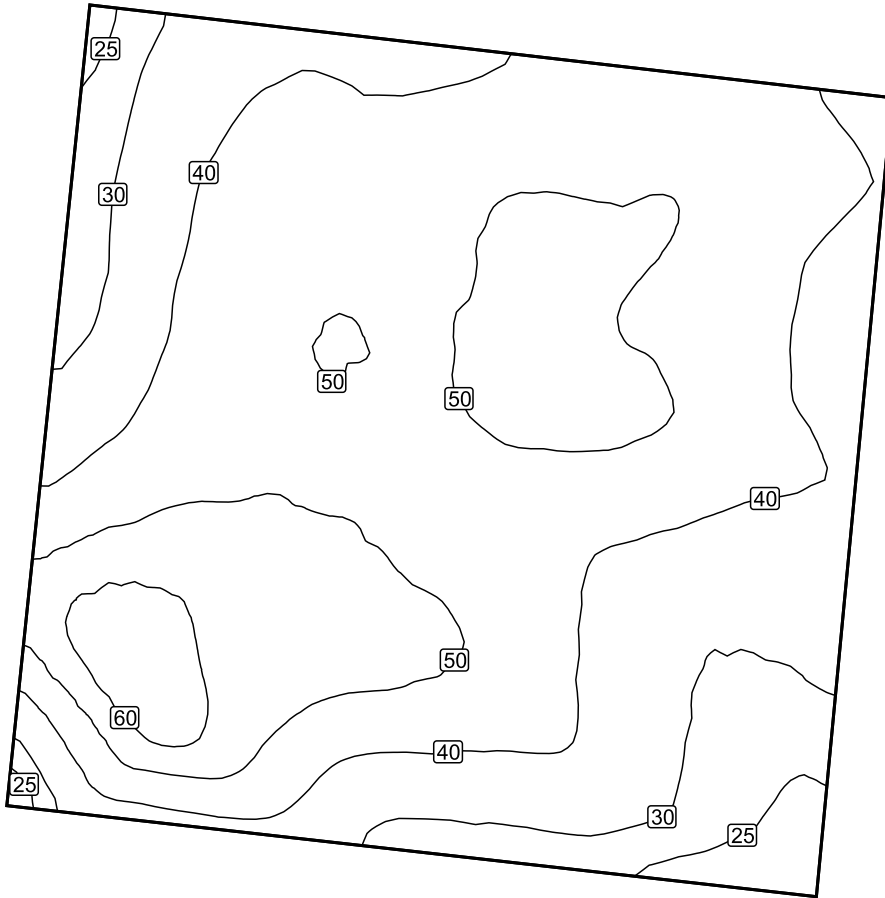
Infield - FIELD#3: Perpendicular illuminance (adaptive) (Surface)

Light scene: Light scene 1

Average: 43.1 fc (Target: ≥ 30.0 fc), Min: 21.0 fc, Max: 69.5 fc, Mean/Min: 2.05, Max/Min: 3.31

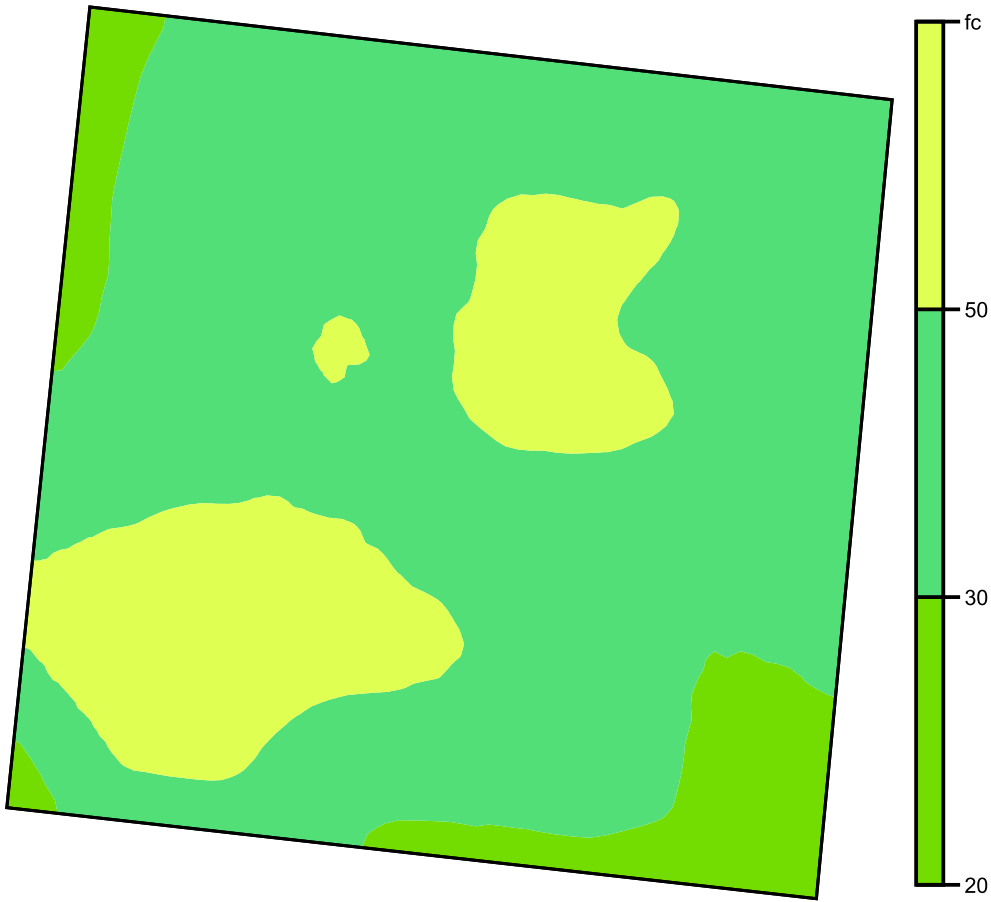
Height: 0.000 ft, Wall zone: 0.000 ft

Isolines [fc]



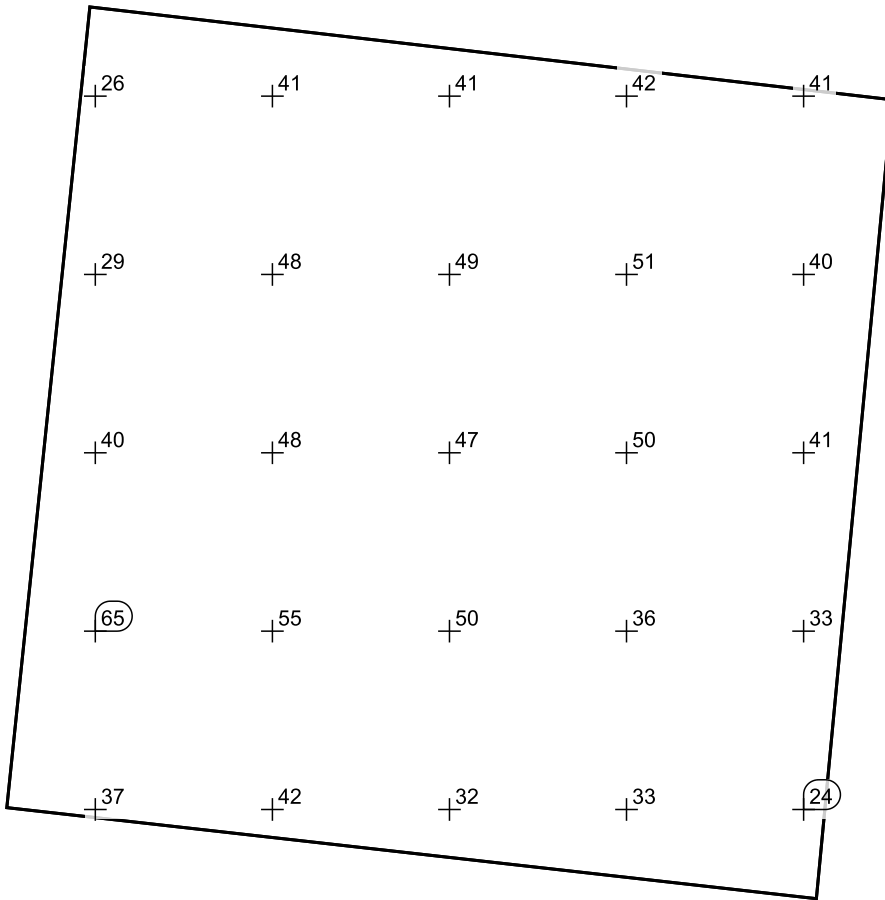
Scale: 1 : 200

False colors [fc]




Scale: 1 : 200

Value grid [fc]



Scale: 1 : 200

OutField- FIELD#3 / Perpendicular illuminance (adaptive)



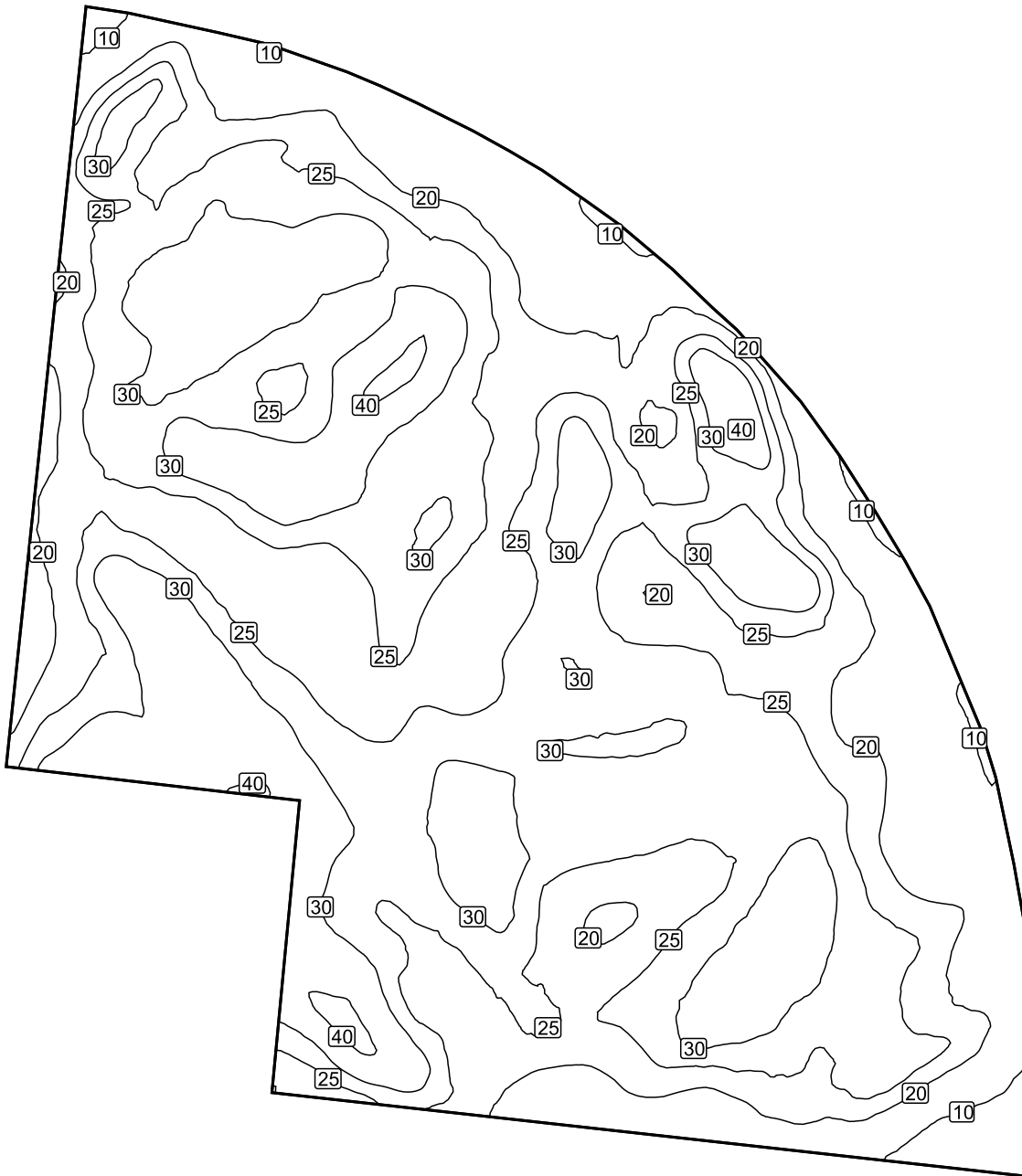
OutField- FIELD#3: Perpendicular illuminance (adaptive) (Surface)

Light scene: Light scene 1

Average: 25.2 fc (Target: ≥ 20.0 fc), Min: 3.12 fc, Max: 44.1 fc, Mean/Min: 8.08, Max/Min: 14.1

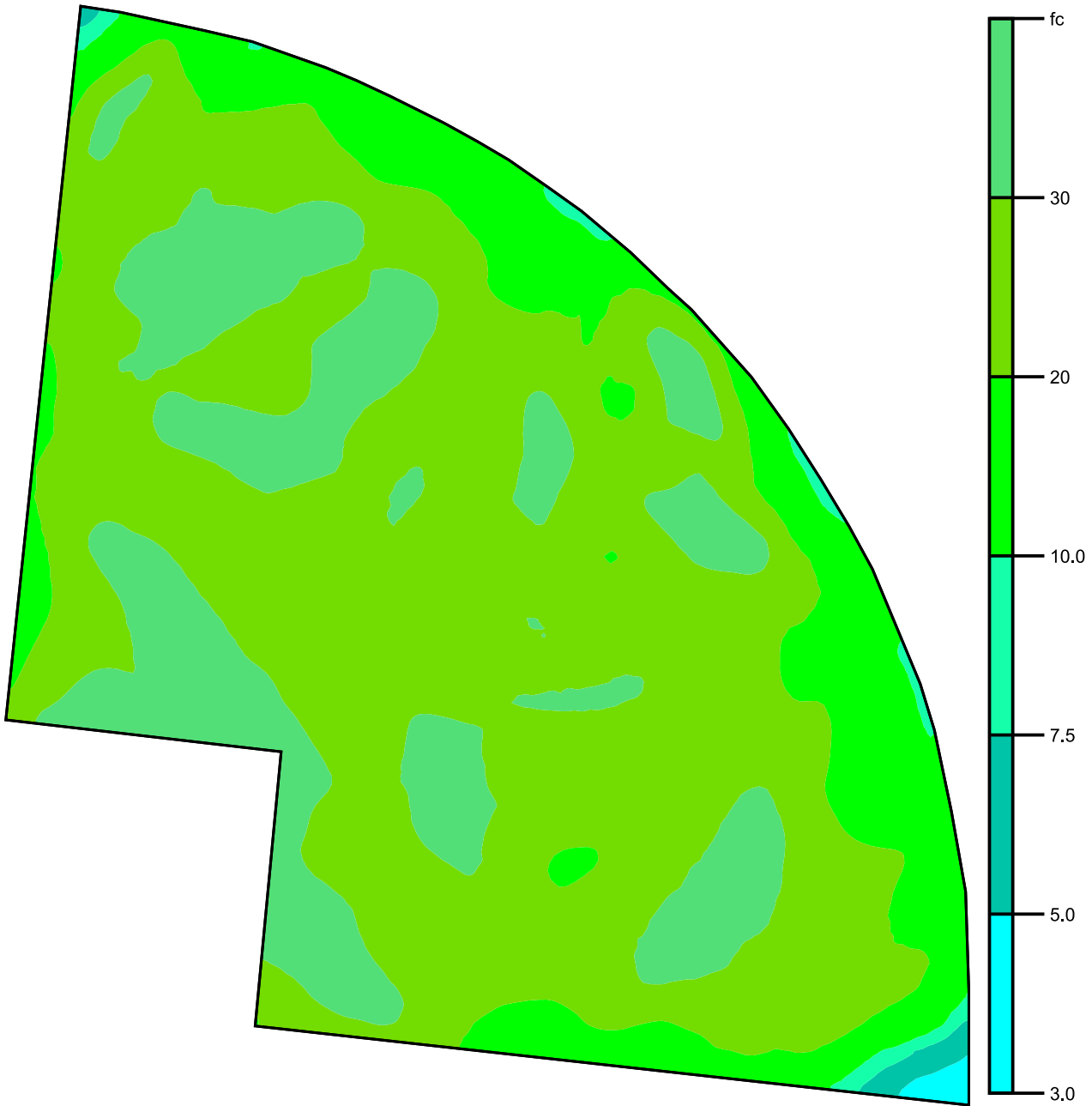
Height: 0.000 ft, Wall zone: 0.000 ft

Isolines [fc]



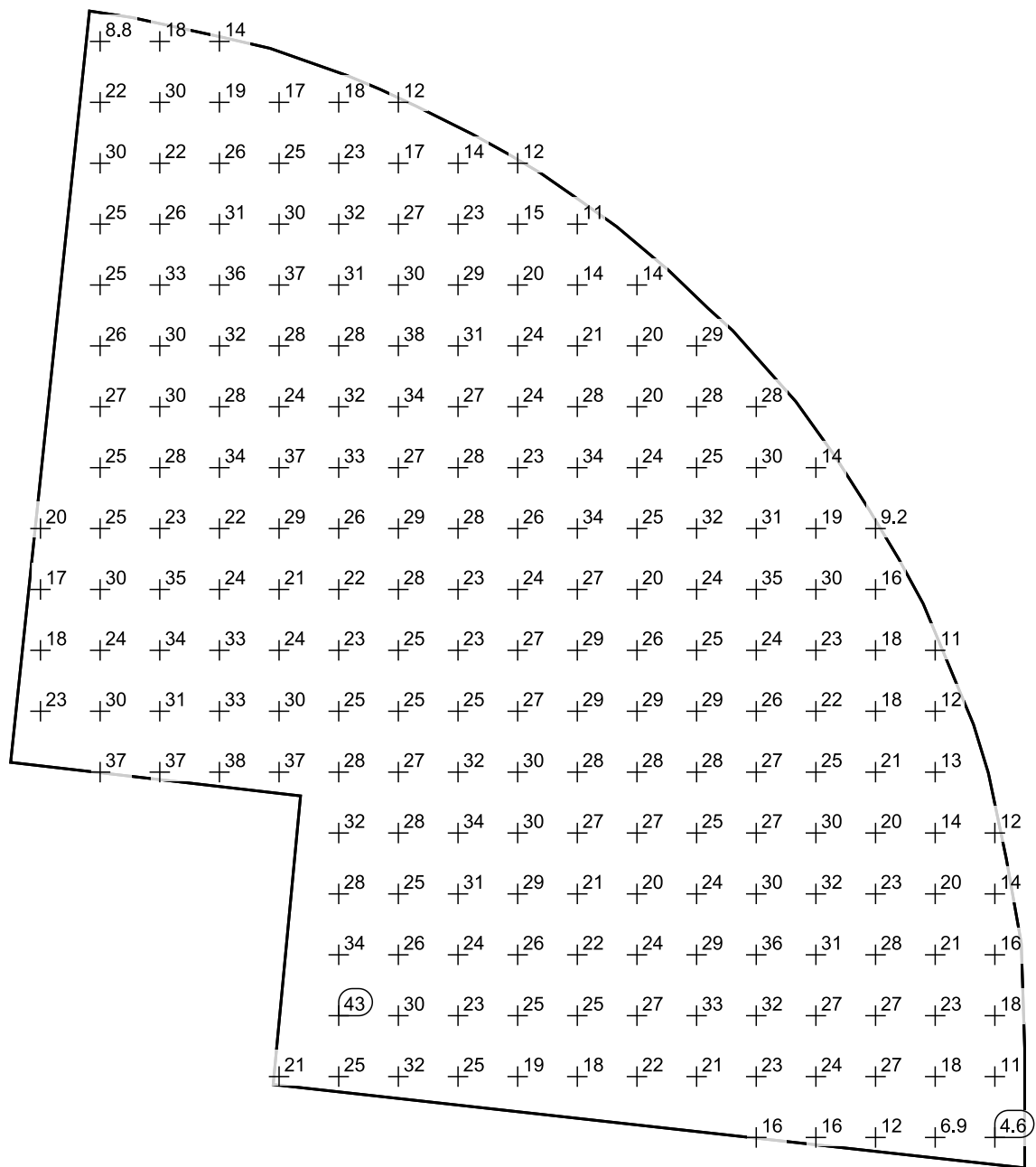
Scale: 1 : 500

False colors [fc]



Scale: 1 : 500

Value grid [fc]



Scale: 1 : 500